



2-4 Players

- Write five clues for each vocabulary word, without using the word in the clue. (Number them!)
- Clue ideas:
 - Definition in your own words
 - Synonyms & Antonyms
 - Examples
 - Part of speech
- Game rules:
 - Player 1 chooses a vocabulary word (don't tell your partner!)
 - Player 2 chooses a number between 1 and 5.
 - Player 1 reads the clue with that number.
 - Player 2 guesses the vocabulary word. If correct, player 2 gets a point. If incorrect, choose another clue number.
 - Rotate players and repeat.
 - The player with the most points wins!

Ex.: gigantic

1. What we call a very big item
2. Humongous
3. The opposite of tiny
4. An elephant, for example
5. Adjective

(played like 20 Questions)



Name: _____

Don't show these clues to your partner!

Vocabulary Word:

Clues:

1. _____
2. _____
3. _____
4. _____
5. _____

Vocabulary Word:

Clues:

1. _____
2. _____
3. _____
4. _____
5. _____

Vocabulary Word:

Clues:

1. _____
2. _____
3. _____
4. _____
5. _____

Vocabulary Word:

Clues:

1. _____
2. _____
3. _____
4. _____
5. _____

Vocabulary Word:

Clues:

1. _____
2. _____
3. _____
4. _____
5. _____

Vocabulary Word:

Clues:

1. _____
2. _____
3. _____
4. _____
5. _____

Vocabulary Word:

Clues:

1. _____
2. _____
3. _____
4. _____
5. _____

Vocabulary Word:


Clues:

1. _____
2. _____
3. _____
4. _____
5. _____

Vocabulary Word:

Clues:

1. _____
2. _____
3. _____
4. _____
5. _____



2-4 Players

- For each vocabulary word, write four sentences containing clues.
- Three of the sentences should be true, and one should be a lie.
- Take turns reading your partner your clue sentences.
- The listening partner must guess which sentence is the lie.
- Play continues until all words have been used.
- Examples:
 1. A synonym for gigantic is massive.
 2. I once ate a steak so gigantic it wouldn't fit on the plate!
 3. Gigantic is an adverb. (This is the lie.)
 4. There are gigantic cell phone towers near my house.

3 TRUTHS
& a Lie

Name: _____

WORD:

- 1. _____
- 2. _____
- 3. _____
- 4. _____

WORD:

- 1. _____
- 2. _____
- 3. _____
- 4. _____

WORD:

- 1. _____
- 2. _____
- 3. _____
- 4. _____

WORD:

- 1. _____
- 2. _____
- 3. _____
- 4. _____

WORD:

- 1. _____
- 2. _____
- 3. _____
- 4. _____

WORD WORK

for Big Kids

Vocabulary

Games

MATCH It Up

2 Players

- Prepare your materials:
 - Write your vocabulary words and definitions on the other.
 - Cut apart the cards.
 - Player 1 gets a game board and a vocabulary card.
 - Player 2 gets a game board and a definition card.
 - Use a book or folder as a divider for each other's game board.
- Play as follows:
 - Player 1 places all of the definition cards on their game board.
 - Player 2 spreads the vocabulary cards on their game board.
 - Player 1 reads the definitions to Player 2 (2 which space on the board to the left).
 - Player 2 places the matching vocabulary card in the correct space on the game board.
 - When all cards have been matched, compare game boards to be sure.

PLAYER _____

5 CLUES

2-4 Players

- Write five clues for each vocabulary word using the word in the clue.
- Clue ideas:
 - Definition in your own words
 - Synonyms & Antonyms
 - Examples
 - Part of speech
- Game rules:
 - Player 1 chooses a vocabulary word and tells their partner!
 - Player 2 chooses a number from 1-5.
 - Player 1 reads the clue.
 - Player 2 guesses the word.

Name: _____

Don't show the word!

Vocabulary Word:	Vocabulary Word:
Clues:	Clues:
1. _____	1. _____
2. _____	2. _____
3. _____	3. _____
4. _____	4. _____
5. _____	5. _____
Vocabulary Word:	Vocabulary Word:
Clues:	Clues:
1. _____	1. _____
2. _____	2. _____

CHECKERS

2 Players

- You will need two sets of 12 colored game markers. (red/yellow coins, etc.)
- Write a vocabulary word in each gray square on the checkerboard. Repeat words as many times as needed to fill the board.
- To start, each checker is placed on a square.
- Play follows the rules of checkers.
- In order to move to a square, you must use its word in a sentence.
- In order to double jump, you must use both words in a single sentence.

CHECKERS GAME BOARD

Upper Elementary Activities

- 🍏 Partner & Whole Group
- 🍏 Use any Word List
- 🍏 Perfect for Centers
- 🍏 Focus on word meanings

OFF Limits

3-6 players

- Write each vocabulary word on a game card along with a list of 3 closely related words.
- Shuffle and place the cards face down in a stack.
- Player 1 takes a card and reads it silently.
- Player 1 must give clues about the word without saying any of the words listed on the card.
- Players may not use any letters in their clues. (For example, you may not say, "It starts with g.")
- The rest of the students guess the word.
- The first player to guess the word keeps the card.
- Play continues through all the players until all words have been drawn.



Thank You!

Your purchase of this resource entitles you to use it in your own classroom only.

It cannot be posted anywhere online. If you'd like to share it with colleagues, please purchase additional licenses at a discount.

Thank you for respecting my hard work and terms of use!

You may...	You may NOT...
Use this product for personal use or in your own classroom .	Benefit financially from this product in any way. Copy or modify any part of this product.
Make enough copies for your own class . Please purchase additional licenses at a discount for others to use this product.	Share this product with your entire team or school without purchasing an additional license for them.
Save this file to your personal or school computer .	Post this product anywhere online (free or for sale) or on shared drives/clouds including services like Google Drive™, Microsoft OneDrive™, Weebly, Amazon Inspire, and ProTeacher or host them on your classroom website or district server (even if it's password protected).


You might also like...




Math Games



FlipBooks



Vocabulary



Word Work

Graphics & Fonts by...



Copyright ©Chalk & Apples. All rights reserved by author. This product is to be used by the purchaser only. Copying for more than one teacher, classroom, or department is prohibited. This product may not be distributed or displayed digitally for public view. No part of this product may be modified or copied in any way. Graphics used in this resource are copyrighted and may not be used for commercial projects or given away. By purchasing this file, you agree to the Terms of Use. Failure to comply is a copyright infringement and a violation of the Digital Millennium Copyright Act (DMCA).

Let's Connect!

My Blog: chalkandapples.com

TPT: shop.chalkandapples.com

kristen@chalkandapples.com

@chalkandapples

/chalkandapples

Thank you for downloading this resource! I truly appreciate every purchase, and hope you love it.

If you do, please consider leaving feedback in my TPT store to earn credits for future purchases!

If not, please email me, and I will do my best to make it right!

I LOVE to see my resources in action and hear how they help your students!

Email photos or stories to kristen@chalkandapples.com and you might be featured only blog or social media! (No student names or faces, please!)

Kristen

Classroom Resources, Tech Tips, & Blog Design

STANDARDS

CCSS.ELA-LITERACY.CCRA.L.4 - Determine or clarify the meaning of unknown and multiple-meaning words and phrases by using context clues, analyzing meaningful word parts, and consulting general and specialized reference materials, as appropriate.

CCSS.ELA-LITERACY.CCRA.L.5 - Demonstrate understanding of figurative language, word relationships, and nuances in word meanings.

CCSS.ELA-LITERACY.CCRA.L.6 - Acquire and use accurately a range of general academic and domain-specific words and phrases sufficient for reading, writing, speaking, and listening at the college and career readiness level; demonstrate independence in gathering vocabulary knowledge when encountering an unknown term important to comprehension or expression.

PRINTING TIPS

- ★ Be sure you open this file in the most recent version of [Adobe Acrobat Reader](#), and not in your web browser, Preview, or any other PDF reading software.
- ★ If the PDF looks fine on your computer, but doesn't print correctly, try printing it as an image. In Adobe Acrobat Reader, click **Print**, then **Advanced**, then check the box beside **Print as Image**.
- ★ If the edges are being cut off, select either **Fit** or **Shrink Oversized Pages** in the print settings.
- ★ To glue into **spiral notebooks**, print at 95%. For **composition books**, print at 85%.
- ★ To shrink and print multiple copies on a single page, select **Multiple** in the print settings and choose the number of copies you'd like on each page. Change the format to landscape or portrait to fit the pages you're printing.

LOOKING FOR MORE?

- ★ [Word Work for Big Kids - Vocabulary Activities](#) (the original!)
- ★ [Word Work for Big Kids - Vocabulary Printables](#)
- ★ [Word Work for Big Kids - Spelling Activities](#)
- ★ [Complete Vocabulary Curriculum for Grades 3 through 6](#)