





Name: _____ Date: _____

My COIN RUBBINGS

Directions: Lay your coin under the paper in the correct box. Use a pencil to shade over the coin.










COIN	FRONT	BACK
Penny 		
Nickel 		
Dime 		
QUARTER 		

Which coin was your favorite? Why?

Name: _____ Date: _____

GREATER THAN/LESS THAN COINS













Find the value of each set of coins. Decide if the value is greater than, less than, or equal to the set beside it. Write the correct symbol ($>$, $<$, $=$) in the bubble.



Name: _____ Date: _____

GREATER THAN/LESS THAN COINS

Find the value of each set of coins. Decide if the value is greater than, less than, or equal to the set beside it. Write the correct symbol ($>$, $<$, $=$) in the bubble.

Name: _____ Date: _____

WHAT'S THE VALUE?

Directions: Count the value of the coins below. Write the amount on the line.

1.  _____

2.  _____

3.  _____

4.  _____

5.  _____

6.  _____

Name: _____ Date: _____

WHAT'S THE VALUE?

Directions: Count the value of the coins below. Write the amount on the line.

1.  _____

2.  _____

3.  _____

4.  _____

5.  _____

6.  _____

Guided Math: Money

- 10 days worth of lesson plans for whole group lessons, independent practice, and small groups.
- Vocabulary posters
- Anchor chart templates
- Interactive notebooks
- Hands on engagement
- Math stations and games
- Craft
- Use ALL YEAR LONG!

MONEY dollars & coins



10 DAYS WORTH OF LESSON PLANS
MADE BY: SADDLE UP FOR 2ND GRADE

Thank You

Thank you for downloading this resource. I truly appreciate it and hope you love using and implementing it into your classroom. If you have any questions at all or see an error please let me know and I'll be happy to help.



Terms of Use

This product is for single classroom use only. An additional license must be purchased in order to share. If you are NOT the original purchaser, please purchase/download the item from my Teachers Pay Teachers Store before making any copies. Redistributing, editing, selling, or posting this item in any part thereof on the Internet is strictly forbidden. Violations are subject to penalties of the Digital Millennium Copyright Act.

©Saddle Up for 2nd Grade

feedback

Don't forget to leave feedback on this item to score a discount on your future TPT purchases. Click the picture below to find out how.



let's connect

Click the icons below for more products, freebies, and ideas for your classroom!



newsletter

Click the link below to sign up for the latest news from Saddle Up for 2nd Grade including EXCLUSIVE freebies, ideas, activities, and more!



fonts and graphics

Thank you to these artists for creating the beautiful fonts & graphics used in this product.

